






## Long Term Loan Amortization

Amounts due are based upon amortization of equal monthly payments per \$1000 borrowed.

	15yr	30yr		15yr	30yr
5.000%	\$7.91	\$5.37	8.625%	\$9.92	\$7.78
5.125%	\$7.97	\$5.44	8.750%	\$9.99	\$7.87
5.250%	\$8.04	\$5.52	8.875%	\$10.07	\$7.96
5.375%	\$8.10	\$5.60	9.000%	\$10.14	\$8.05
5.500%	\$8.17	\$5.68	9.125%	\$10.22	\$8.14
5.625%	\$8.24	\$5.76	9.250%	\$10.29	\$8.23
5.750%	\$8.30	\$5.84	9.375%	\$10.37	\$8.32
5.875%	\$8.37	\$5.92	9.500%	\$10.44	\$8.41
6.000%	\$8.44	\$6.00	9.625%	\$10.52	\$8.50
6.125%	\$8.51	\$6.08	9.750%	\$10.59	\$8.59
6.250%	\$8.57	\$6.16	9.875%	\$10.67	\$8.68
6.375%	\$8.64	\$6.24	10.000%	\$10.75	\$8.78
6.500%	\$8.71	\$6.32	10.125%	\$10.82	\$8.87
6.625%	\$8.78	\$6.40	10.250%	\$10.90	\$8.96
6.750%	\$8.85	\$6.49	10.375%	\$10.98	\$9.05
6.875%	\$8.92	\$6.57	10.500%	\$11.05	\$9.15
7.000%	\$8.99	\$6.65	10.625%	\$11.13	\$9.24
7.125%	\$9.06	\$6.74	10.750%	\$11.21	\$9.33
7.250%	\$9.13	\$6.82	10.875%	\$11.29	\$9.43
7.375%	\$9.20	\$6.91	11.000%	\$11.37	\$9.52
7.500%	\$9.27	\$6.99	11.125%	\$11.44	\$9.62
7.625%	\$9.34	\$7.08	11.250%	\$11.52	\$9.71
7.750%	\$9.41	\$7.16	11.375%	\$11.60	\$9.81
7.875%	\$9.48	\$7.25	11.500%	\$11.68	\$9.90
8.000%	\$9.56	\$7.34	11.625%	\$11.76	\$10.00
8.125%	\$9.63	\$7.42	11.750%	\$11.84	\$10.09
8.250%	\$9.70	\$7.51	11.875%	\$11.92	\$10.19
8.375%	\$9.77	\$7.60	12.000%	\$12.00	\$10.29
8.500%	\$9.85	\$7.69	12.125%	\$12.08	\$10.38

Product # 3320E  
Loyalty Card - 2.125" x 3.375"

-  Cut Margin; Represents area in which all copy should be placed.
-  Cut Line/Die Line; Represents the edge of the product.
-  Bleed Line; Represents how far the image or color should go beyond the cut/die line.