


 Tip Schedule 15% and 20%									
	\$	15%	20%	\$	15%	20%	\$	15%	20%
1	\$.15	.20	34	\$5.10	\$6.80	67	\$10.05	\$13.40
2		.30	.40	35	5.25	7.00	68	10.20	13.60
3		.45	.60	36	5.40	7.20	69	10.35	13.80
4		.60	.80	37	5.55	7.40	70	10.50	14.00
5		.75	1.00	38	5.70	7.60	71	10.65	14.20
6		.90	1.20	39	5.85	7.80	72	10.80	14.40
7		1.05	1.40	40	6.00	8.00	73	10.95	14.60
8		1.20	1.60	41	6.15	8.20	74	11.10	14.80
9		1.35	1.80	42	6.30	8.40	75	11.25	15.00
10		1.50	2.00	43	6.45	8.60	76	11.40	15.20
11		1.65	2.20	44	6.60	8.80	77	11.55	15.40
12		1.80	2.40	45	6.75	9.00	78	11.70	15.60
13		1.95	2.60	46	6.90	9.20	79	11.85	15.80
14		2.10	2.80	47	7.05	9.40	80	12.00	16.00
15		2.25	3.00	48	7.20	9.60	81	12.15	16.20
16		2.40	3.20	49	7.35	9.80	82	12.30	16.40
17		2.55	3.40	50	7.50	10.00	83	12.45	16.60
18		2.70	3.60	51	7.65	10.20	84	12.60	16.80
19		2.85	3.80	52	7.80	10.40	85	12.75	17.00
20		3.00	4.00	53	7.95	10.60	86	12.90	17.20
21		3.15	4.20	54	8.10	10.80	87	13.05	17.40
22		3.30	4.40	55	8.25	11.00	88	13.20	17.60
23		3.45	4.60	56	8.40	11.20	89	13.35	17.80
24		3.60	4.80	57	8.55	11.40	90	13.50	18.00
25		3.75	5.00	58	8.70	11.60	91	13.65	18.20
26		3.90	5.20	59	8.85	11.80	92	13.80	18.40
27		4.05	5.40	60	9.00	12.00	93	13.95	18.60
28		4.20	5.60	61	9.15	12.20	94	14.10	18.80
29		4.35	5.80	62	9.30	12.40	95	14.25	19.00
30		4.50	6.00	63	9.45	12.60	96	14.40	19.20
31		4.65	6.20	64	9.60	12.80	97	14.55	19.40
32		4.80	6.40	65	9.75	13.00	98	14.70	19.60
33		4.95	6.60	66	9.90	13.20	99	14.85	19.80

Product # 3320D
Loyalty Card - 2.125" x 3.375"

-  Cut Margin; Represents area in which all copy should be placed.
-  Cut Line/Die Line; Represents the edge of the product.
-  Bleed Line; Represents how far the image or color should go beyond the cut/die line.